



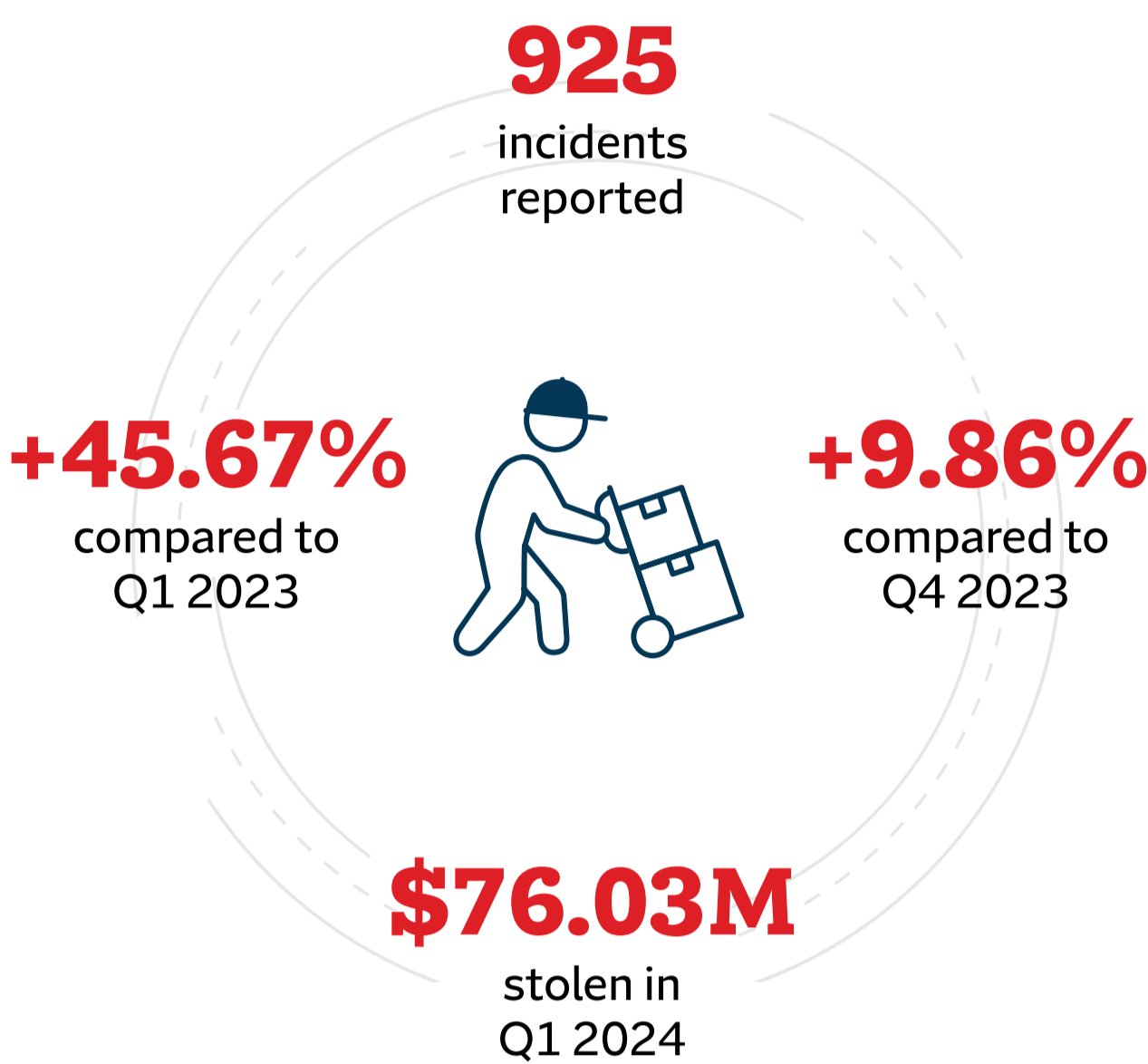
Q1 2024

## INCIDENT ANALYSIS












### How Much, What, When and from Which Locations Cargo Is Being Stolen

Understanding current trends in cargo theft is a giant step forward in helping protect cargo from theft occurring in the first place. As part of Travelers' ongoing commitment to reducing theft risk, we're sharing an overview of Q1 2024 in partnership with CargoNet, an industry-leading source of incident data.\*




### How Much Is Being Stolen?



### What Is Being Stolen?

	 Vehicles & Accessories	 Household Products	 Electronics	 Food & Beverage
Q1 2023	43	58	66	128
Q1 2024	55	94	81	94
	 Building Materials	 Other	 Commercial/Industrial	 Personal Care & Beauty
Q1 2023	14	27	49	2
Q1 2024	14	38	22	34
	 Metals	 Apparel & Accessories	 Pharma & Medical	
Q1 2023	14	14	3	
Q1 2024	25	63	20	

### When Are Thefts Occurring?

	 JAN	 FEB	 MAR
2023	224	176	235
2024	299	338	288

### From Which Locations Is Cargo Being Stolen?



To find out more about Travelers Inland Marine Cargo Theft Prevention, contact your Travelers representative or visit [travelers.com/transportationresources](https://travelers.com/transportationresources).

\*Q1 2024 CargoNet Quarterly Incident Analysis

