



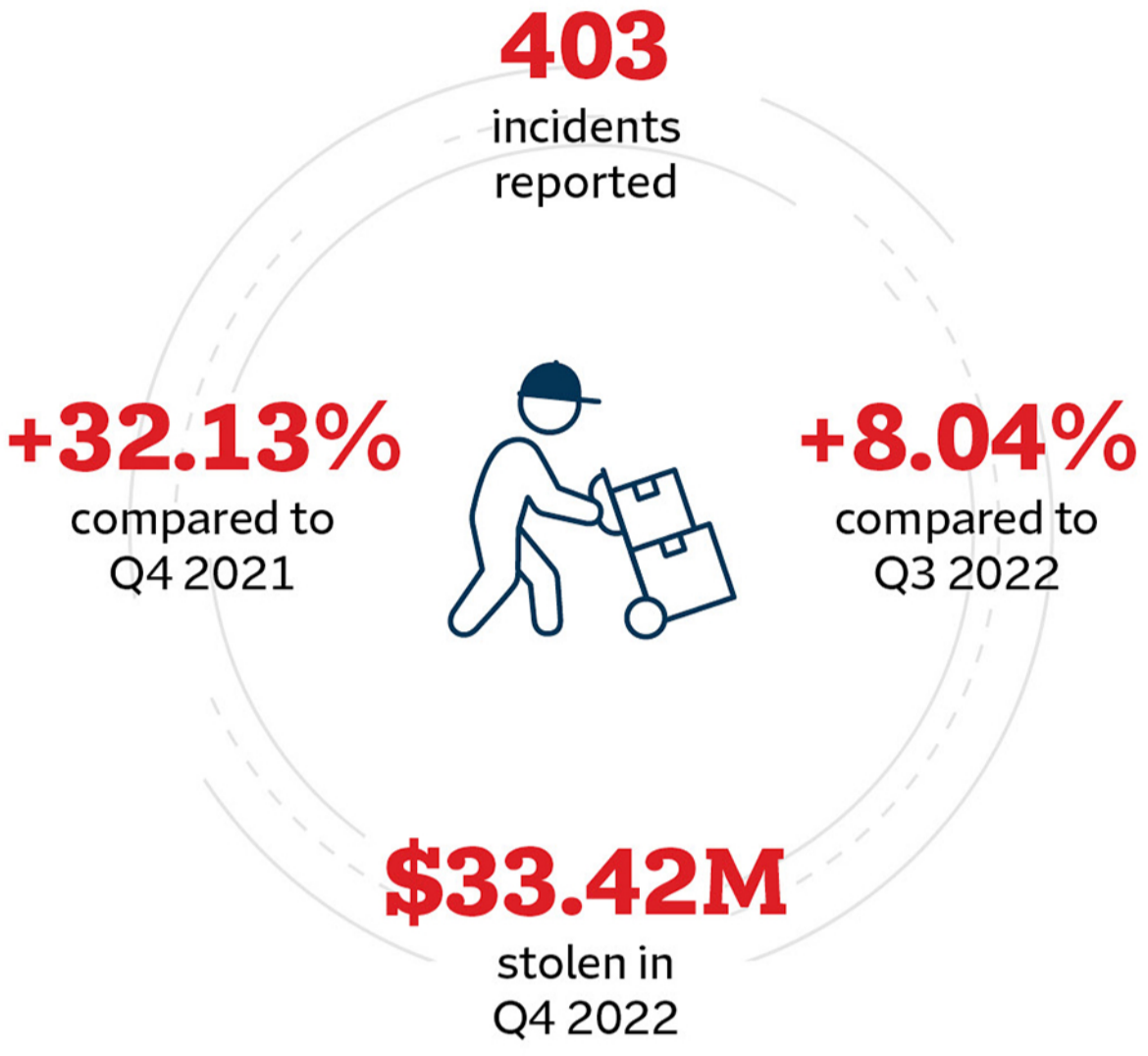
Q4 2022

INCIDENT ANALYSIS







How Much, Where, What, When and from Which Location Cargo Is Being Stolen

Understanding current trends in cargo theft is a giant step forward in helping protect cargo from theft occurring in the first place. As part of Travelers' ongoing commitment to reducing theft risk, we're sharing an overview of Q4 2022 in partnership with CargoNet, an industry-leading source of incident data.*

How Much Is Being Stolen?



What Is Being Stolen?

				
	Vehicles & Accessories	Household Products	Electronics	Food & Beverage
Q4 2021	27	36	31	32
Q4 2022	32	43	41	56
				
	Building Materials	Other	Commercial/Industrial	Personal Care & Beauty
Q4 2021	10	31	13	9
Q4 2022	11	23	39	9
				
	Metals	Apparel & Accessories	Pharma & Medical	
Q4 2021	11	19	10	
Q4 2022	4	20	0	

When Are Thefts Occurring?

	 OCT	 NOV	 DEC
2021	111	94	100
2022	128	123	152

From Which Locations Is Cargo Being Stolen?



To find out more about Travelers Inland Marine Cargo Theft Prevention, contact your Travelers representative or visit travelers.com/transportationresources.com

*Q4 2022 CargoNet Quarterly Incident Analysis

